

Name :






Class :

Section :

Roll No.

**I. Count the objects given in each row and write the corresponding numeral of each.**

(5 x 1 = 5)

S.No.	Objects	Numerals
1)		<input type="text"/>
2)		<input type="text"/>
3)		<input type="text"/>
4)		<input type="text"/>
5)		<input type="text"/>

**II. Write the missing numerals in the boxes.**

(5 x 1 = 5)

10	11	12	<input type="text"/>	<input type="text"/>	15	16	17
60	61	62	63	<input type="text"/>	65	<input type="text"/>	
52	53	54	55	<input type="text"/>	57	58	59

**III. Write the number names of the following.**

(5 x 1 = 5)

1) 63 = <input type="text"/>	4) 67 = <input type="text"/>
2) 37 = <input type="text"/>	5) 58 = <input type="text"/>
3) 89 = <input type="text"/>	

**IV. Write the expanded form of the following.**

(5 x 2 = 10)

1) 39 =  Tens +  Ones =  +

2) 38 =  Tens +  Ones =  +

3) 54 =  Tens +  Ones =  +

4) 75 =  Tens +  Ones =  +

5) 76 =  Tens +  Ones =  +

**V. Write numerals from '71 to 80'.**

(10 x 1 = 10)

**VI. Write the number which comes after.**

(5 x 1 = 5)

1) 19

3) 56

5) 94

2) 75

4) 45

**VII. Write the number which comes in between.**

(5 x 1 = 5)

1) 39  41

3) 51  53

5) 95  97

2) 28  30

4) 87  89

**VIII. Write the short form of each of the following.**

(5 x 1 = 5)

1) 4 tens + 9 ones =

4) 5 tens + 3 ones =

2) 1 tens + 7 ones =

5) 6 tens + 3 ones =

3) 9 tens + 6 ones =