


Name : Section : Roll No :



QUARTERLY EXAMINATIONS

English

MARKS **50**

Class : I

Time : 2½ Hours

Syllabus

Lessons : 1 to 5

School Stamp

1. Answer the following questions.

(10 × 2 = 20)

1. Who is your principal ?

Ans.

2. Who is your mother ?

Ans.

3. Write the names of the days in a week.

Ans.

4. What do we do on Sundays ?

Ans.

5. How many days are there in a week ?

Ans.

6. What is this ?



Ans.

7. What are those ?



Ans.

8. Who is your class leader ?

Ans.

9. What are these ?









Ans.

10. What do we do on weekdays ?

Ans.

II. Write the names of the following.

(6 × 1 = 6)

- | | | |
|---|---|--|
| 1. 
_____ | 2. 
_____ | 3. 
_____ |
| 4. 
_____ | 5. 
_____ | 6. 
_____ |

III. Write the plurals of the following words.

(6 × 1 = 6)

e.g. : Tree – Trees

- | | |
|-------------------|------------------|
| 1. Parrot – _____ | 2. Mango – _____ |
| 3. Window – _____ | 4. Table – _____ |
| 5. Slate – _____ | 6. Book – _____ |

IV. Fill in the blanks with 'is'.

(6 × 1 = 6)

- India _____ my country.
- Diwali _____ a festival.
- Vijayawada _____ a city.
- Sunday _____ a holiday.
- Lion _____ the king of the jungle.
- Holiday _____ a jolly day.

V. Fill in the missing letters.

(6 × 1 = 6)

- | | | | | | | | | | | | | | | | | | | | | | | | | |
|--|---|---|---|---|---|---|---|---|---|---|---|---|---|---|---|---|--|--|--|---|--|--|---|--|
| 1. <table border="1" style="display: inline-table; border-collapse: collapse;"><tr><td style="padding: 2px 10px;">B</td><td style="padding: 2px 10px;"> </td><td style="padding: 2px 10px;">L</td><td style="padding: 2px 10px;">L</td><td style="padding: 2px 10px;"> </td><td style="padding: 2px 10px;">O</td><td style="padding: 2px 10px;"> </td></tr></table> | B | | L | L | | O | | 2. <table border="1" style="display: inline-table; border-collapse: collapse;"><tr><td style="padding: 2px 10px;">B</td><td style="padding: 2px 10px;"> </td><td style="padding: 2px 10px;">C</td><td style="padding: 2px 10px;"> </td><td style="padding: 2px 10px;">C</td><td style="padding: 2px 10px;"> </td><td style="padding: 2px 10px;">E</td></tr></table> | B | | C | | C | | E | | | | | | | | | |
| B | | L | L | | O | | | | | | | | | | | | | | | | | | | |
| B | | C | | C | | E | | | | | | | | | | | | | | | | | | |
| 3. <table border="1" style="display: inline-table; border-collapse: collapse;"><tr><td style="padding: 2px 10px;">W</td><td style="padding: 2px 10px;"> </td><td style="padding: 2px 10px;">N</td><td style="padding: 2px 10px;"> </td><td style="padding: 2px 10px;"> </td><td style="padding: 2px 10px;">W</td></tr></table> | W | | N | | | W | 4. <table border="1" style="display: inline-table; border-collapse: collapse;"><tr><td style="padding: 2px 10px;">T</td><td style="padding: 2px 10px;"> </td><td style="padding: 2px 10px;"> </td><td style="padding: 2px 10px;"> </td><td style="padding: 2px 10px;">C</td><td style="padding: 2px 10px;"> </td><td style="padding: 2px 10px;">E</td><td style="padding: 2px 10px;"> </td><td style="padding: 2px 10px;">R</td></tr></table> | T | | | | C | | E | | R | | | | | | | | |
| W | | N | | | W | | | | | | | | | | | | | | | | | | | |
| T | | | | C | | E | | R | | | | | | | | | | | | | | | | |
| 5. <table border="1" style="display: inline-table; border-collapse: collapse;"><tr><td style="padding: 2px 10px;">S</td><td style="padding: 2px 10px;"> </td><td style="padding: 2px 10px;">A</td><td style="padding: 2px 10px;"> </td><td style="padding: 2px 10px;"> </td><td style="padding: 2px 10px;">U</td><td style="padding: 2px 10px;"> </td><td style="padding: 2px 10px;">R</td><td style="padding: 2px 10px;"> </td><td style="padding: 2px 10px;"> </td><td style="padding: 2px 10px;">A</td><td style="padding: 2px 10px;"> </td></tr></table> | S | | A | | | U | | R | | | A | | 6. <table border="1" style="display: inline-table; border-collapse: collapse;"><tr><td style="padding: 2px 10px;">E</td><td style="padding: 2px 10px;"> </td><td style="padding: 2px 10px;">L</td><td style="padding: 2px 10px;"> </td><td style="padding: 2px 10px;"> </td><td style="padding: 2px 10px;"> </td><td style="padding: 2px 10px;">H</td><td style="padding: 2px 10px;"> </td><td style="padding: 2px 10px;"> </td><td style="padding: 2px 10px;">N</td><td style="padding: 2px 10px;"> </td></tr></table> | E | | L | | | | H | | | N | |
| S | | A | | | U | | R | | | A | | | | | | | | | | | | | | |
| E | | L | | | | H | | | N | | | | | | | | | | | | | | | |

VI. Make meaningful words from the following jumbled letters.

(6 × 1 = 6)

e.g. : bxo – box

- | | |
|------------------|------------------|
| 1. salet : _____ | 2. nures : _____ |
| 3. calss : _____ | 4. cockl : _____ |
| 5. bllle : _____ | 6. tleab : _____ |
