


Name :

Section :

Roll No.


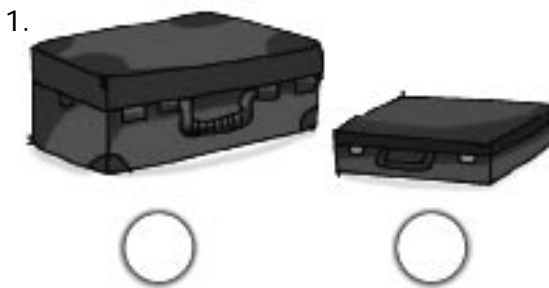
I. Write 'T' in the box below the Tall object and 'S' in the box below the Short object.

[2 x 2 = 4 M]




II. Write 'H' in the box below the 'Heavy' object and 'L' in the box below the 'Light' object.

[2 x 2 = 4 M]




III. Count and circle the correct numbers.

[5 x 1 = 5 M]



12 16 19

9 11 16



13 15 17




10 13 17



10 15 18

IV. Count and write the number in each box.

[3 x 1 = 3 M]



V. Fill in the missing numbers.

[6 M]

37	38				42			
----	----	--	--	--	----	--	--	--

VI. Add and write the answer.

[2 x 1 = 2 M]

1. 
$$\begin{array}{r} 7 \\ + 2 \\ \hline \end{array}$$

2. 
$$\begin{array}{r} 3 \\ + 0 \\ \hline \end{array}$$

VII. Tick ( ✓ ) the smaller number.

[5 x 1 = 5 M]

1. 

16	36
----	----

2. 

18	27
----	----

3. 

35	25
----	----

4. 

49	27
----	----

5. 

42	35
----	----

VIII. Count and write the numbers. Tick ( ✓ ) the bigger number.

[5 x 2 = 10 M]



1. 

 ○	 ○
--	---

2. 

 ○	 ○
---	--

3. 

 ○	 ○
--	---

4. 

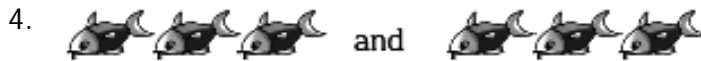
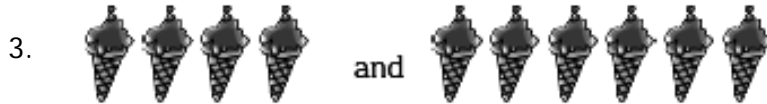
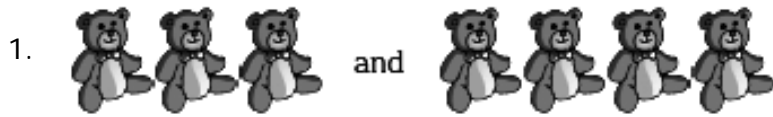
 ○	 ○
--	---

5. 

 ○	 ○
--	---

IX. Match the objects with the correct numbers.

[4 x 1 = 4 M]



X. Name the following pictures.

[3 x 1 = 3 M]


1.



2.

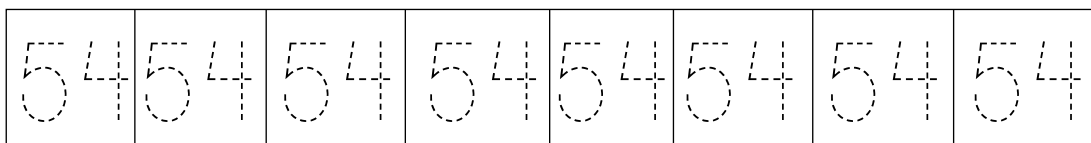
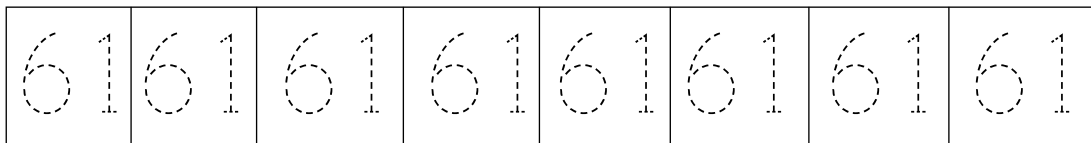


3.



XI. Trace the numbers 61 and 54.

[2 x 2 = 4 M]



★★★★★