

Name :

Class :


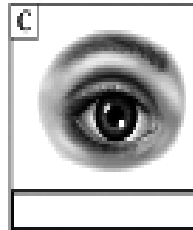


Section :

Roll No.


I. Cross (X) out the odd ones.

[5 x 1 = 5]



1.



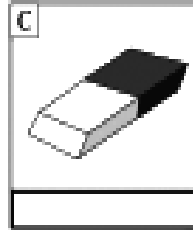
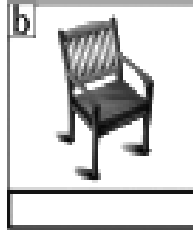

2.







3.



4.











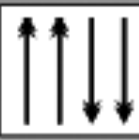







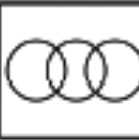



5.




II. Complete the sets.

[5 x 1 = 5]

1.				
2.				
3.				
4.				
5.				


III. Tick (✓) the objects you use in classroom and cross (✕) the objects not use in classroom.

[8 x 1 = 8]



IV. Match the following vegetables with their names.

[8 x 1 = 8]




- Potato
- Cabbage
- Brinjal
- Pumpkin
- Radish
- Ladyfingers
- Cauliflower
- Peas



V. Write 'L' below the living and 'NL' below the non-living things.

[9 x 1 = 9]



VI. Mark a tick (✓) in the box below the things that need electricity to run and a cross (X) below the rest.

[9 x 1 = 9]



















VII. Circle the first letter of the following pictures.

[6 x 1 = 6]



B X H D




F T N L




K D U S



A F N G



L T N S



K M B L